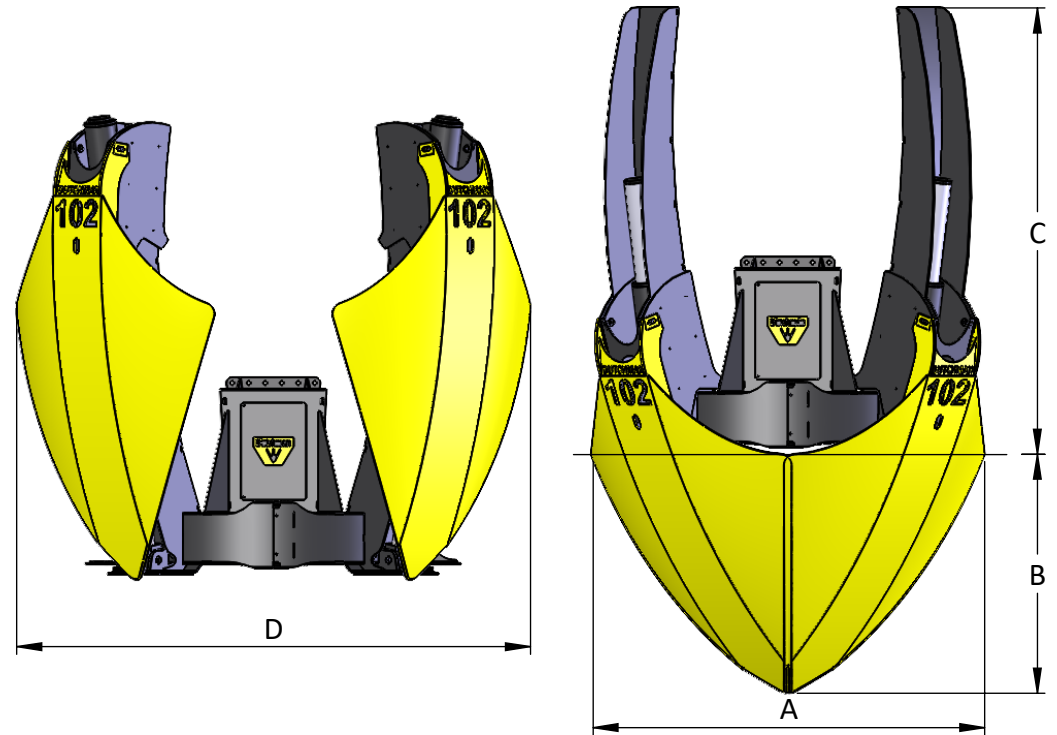


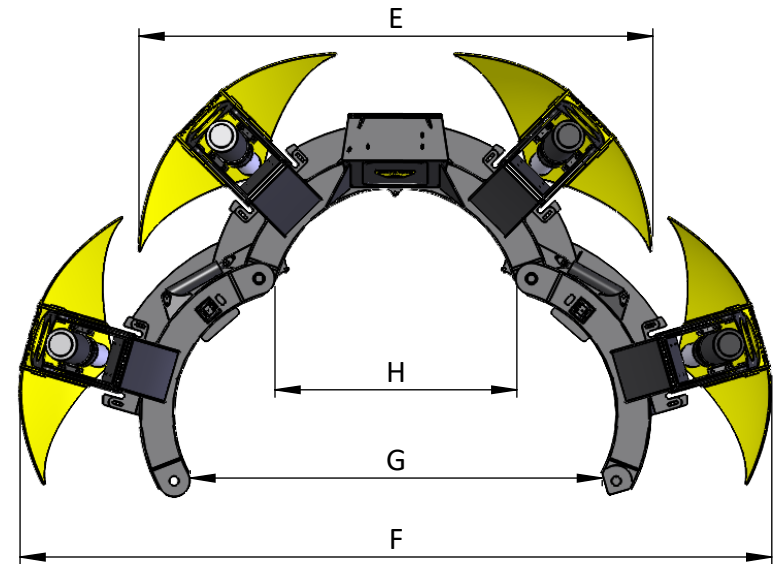
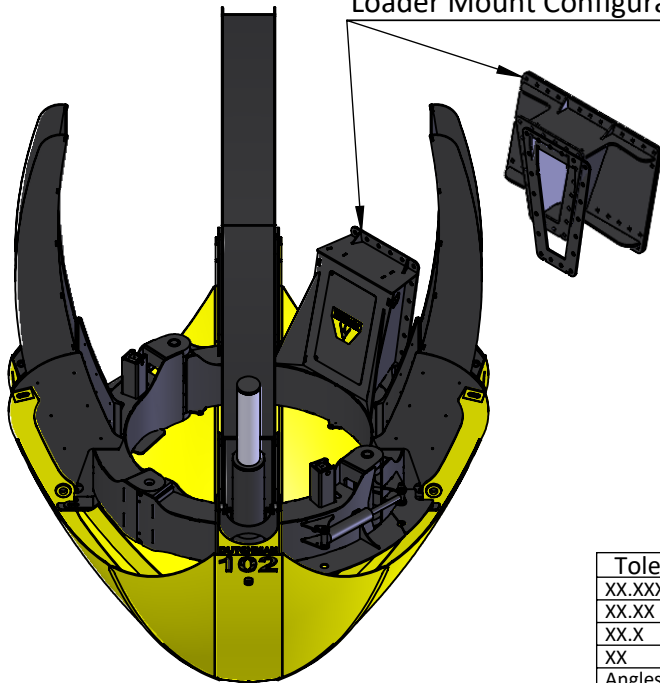
Dutchman 102" Curve Blade

Dimensions

A	Rootball Diameter:	2594	mm	102.1"	
B	Rootball Depth:	1578	mm	62.1"	
C	Working Height:	2952	mm	116.2"	
D	Machine width blades up	3399	mm	133.8"	
E	Width Gates Closed:	3399	mm	133.8"	
F	Width Gates Open:	5024	mm	197.8"	
G	Gate Clearance:	2726	mm	107.3"	
H	Frame ID:	1598	mm	62.9"	
	Approx. Spade Weight:	5262	Kg	11600	lbs
	Approx. Loader Neck Weight:	318	Kg	700	lbs
	Approx. Rootball weight:	6487	Kg	14300	lbs
	Total Weight	12067	Kg	26600	lbs
	Operating Pressure	240	bar	3500	psi
	Operating Flow	90	L/min	24	gpm



Loader Neck bolts to spade for Loader Mount Configuration



Tolerances	Assy/Part:	[Main] DMI-SPA-100I4-R190-A8	Quantity:	
XX.XXX ±0.008	Drawing:	[specifications] DMI-SPA-100I4-R190-A8-100-SPEC	Revision:	
XX.XX ±0.030	Config:	Blade-100, Down, Closed	Scale:	1:50
XX.X ±0.062	Material:		Sheet:	1 of 1
XX ±0.125			Thickness:	
Angles ±1°			Weight:	
Third Angle	$\frac{X}{X}$ " $\frac{1}{32}$ " Unless otherwise noted all units are in: in, lb. Drawing is not to scale unless noted otherwise.		Designer:	Riju Mathew
	Proprietary and confidential. Do not distribute the information contained in this drawing without written permission from Dutchman Industries Inc.		Date:	03/17/2025



Dutchman
INDUSTRIES INC.
3735 Sideline 16 N. Brougham, Ontario, Canada, L0H 1A0
1.800.293.0070 www.dutchmantreespade.com